


Y5V Dielectric

General Specifications



Y5V formulations are for general-purpose use in a limited temperature range. They have a wide temperature characteristic of +22% -82% capacitance change over the operating temperature range of -30°C to +85°C.

These characteristics make Y5V ideal for decoupling applications within limited temperature range.

PART NUMBER (see page 2 for complete part number explanation)

0805

Size
(L" x W")

3

Voltage
6.3V = 6
10V = Z
16V = Y
25V = 3
50V = 5

G

Dielectric
Y5V = G

104

Capacitance Code (In pF)
2 Sig. Digits + Number of Zeros

Z

Capacitance Tolerance
Z = +80 -20%

A

Failure Rate
A = Not Applicable

T

Terminations
T = Plated Ni and Sn

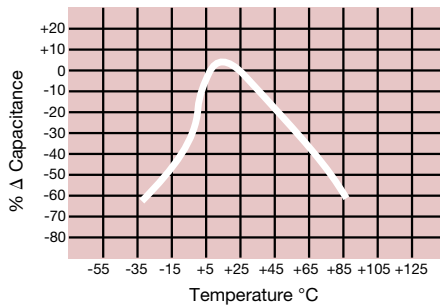
2

Packaging
2 = 7" Reel
4 = 13" Reel

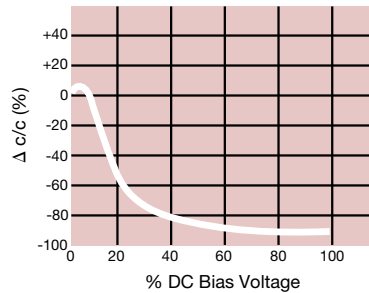
A

Special Code
A = Std. Product

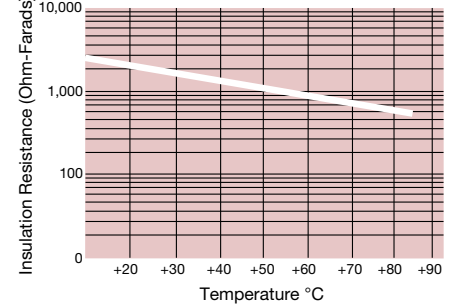
Temperature Coefficient



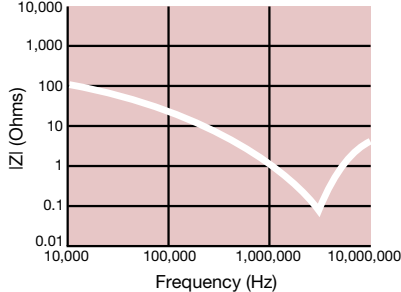
Capacitance Change vs. DC Bias Voltage



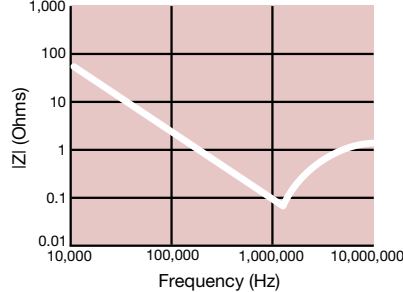
Insulation Resistance vs. Temperature



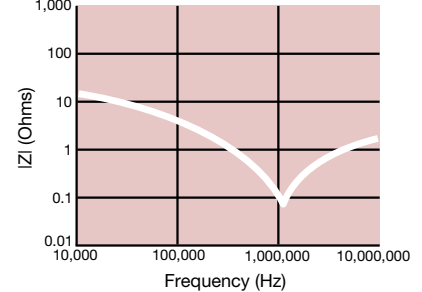
0.1 μF - 0603 Impedance vs. Frequency



0.22 μF - 0805 Impedance vs. Frequency



1 μF - 1206 Impedance vs. Frequency



Y5V Dielectric



Specifications and Test Methods

Parameter/Test		Y5V Specification Limits	Measuring Conditions	
Operating Temperature Range		-30°C to +85°C	Temperature Cycle Chamber	
Capacitance		Within specified tolerance	Freq.: 1.0 kHz \pm 10% Voltage: 1.0Vrms \pm .2V For Cap > 10 μ F, 0.5Vrms @ 120Hz	
Dissipation Factor		\leq 5.0% for \geq 50V DC rating \leq 7.0% for 25V DC rating \leq 9.0% for 16V DC rating \leq 12.5% for \leq 10V DC rating		
Insulation Resistance		10,000M Ω or 500M Ω - μ F, whichever is less	Charge device with rated voltage for 120 \pm 5 secs @ room temp/humidity	
Dielectric Strength		No breakdown or visual defects	Charge device with 300% of rated voltage for 1-5 seconds, w/charge and discharge current limited to 50 mA (max)	
Resistance to Flexure Stresses	Appearance	No defects	Deflection: 2mm Test Time: 30 seconds 	
	Capacitance Variation	\leq \pm 30%		
	Dissipation Factor	Meets Initial Values (As Above)		
	Insulation Resistance	\geq Initial Value x 0.1		
Solderability		\geq 95% of each terminal should be covered with fresh solder	Dip device in eutectic solder at 230 \pm 5°C for 5.0 \pm 0.5 seconds	
Resistance to Solder Heat	Appearance	No defects, <25% leaching of either end terminal	Dip device in eutectic solder at 260°C for 60 seconds. Store at room temperature for 24 \pm 2 hours before measuring electrical properties.	
	Capacitance Variation	\leq \pm 20%		
	Dissipation Factor	Meets Initial Values (As Above)		
	Insulation Resistance	Meets Initial Values (As Above)		
	Dielectric Strength	Meets Initial Values (As Above)		
Thermal Shock	Appearance	No visual defects	Step 1: -30°C \pm 2°	30 \pm 3 minutes
	Capacitance Variation	\leq \pm 20%	Step 2: Room Temp	\leq 3 minutes
	Dissipation Factor	Meets Initial Values (As Above)	Step 3: +85°C \pm 2°	30 \pm 3 minutes
	Insulation Resistance	Meets Initial Values (As Above)	Step 4: Room Temp	\leq 3 minutes
	Dielectric Strength	Meets Initial Values (As Above)	Repeat for 5 cycles and measure after 24 \pm 2 hours at room temperature	
	Load Life		Meets Initial Values (As Above)	Charge device with twice rated voltage in test chamber set at 85°C \pm 2°C for 1000 hours (+48, -0)
Load Humidity	Appearance	No visual defects	Remove from test chamber and stabilize at room temperature for 24 \pm 2 hours before measuring.	
	Capacitance Variation	\leq \pm 30%		
	Dissipation Factor	\leq Initial Value x 1.5 (See Above)		
	Insulation Resistance	\geq Initial Value x 0.1 (See Above)		
	Dielectric Strength	Meets Initial Values (As Above)		
Load Humidity		Meets Initial Values (As Above)	Store in a test chamber set at 85°C \pm 2°C/ 85% \pm 5% relative humidity for 1000 hours (+48, -0) with rated voltage applied.	
Load Humidity		Meets Initial Values (As Above)	Remove from chamber and stabilize at room temperature and humidity for 24 \pm 2 hours before measuring.	

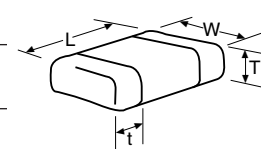
Y5V Dielectric

Capacitance Range



PREFERRED SIZES ARE SHADED

SIZE	0201		0402				0603				0805				1206				1210											
Soldering	Reflow Only		Reflow/Wave								Reflow/Wave								Reflow/Wave								Reflow Only			
Packaging	All Paper		All Paper								All Paper								Paper/Embossed				Paper/Embossed				Paper/Embossed			
(L) Length	mm	0.60 ± 0.03	1.00 ± 0.10								1.60 ± 0.15								2.01 ± 0.20				3.20 ± 0.20				3.20 ± 0.20			
(W) Width	mm	0.30 ± 0.03	0.50 ± 0.10								.81 ± 0.15								1.25 ± 0.20				1.60 ± 0.20				2.50 ± 0.20			
(t) Terminal	mm	0.15 ± 0.05	0.25 ± 0.15								0.35 ± 0.15								0.50 ± 0.25				0.50 ± 0.25				.50 ± 0.25			
		(0.024 ± 0.001)	(0.040 ± 0.004)								(0.063 ± 0.006)								(0.079 ± 0.008)				(0.126 ± 0.008)				(0.126 ± 0.008)			
		(0.011 ± 0.001)	(0.020 ± 0.004)								(0.032 ± 0.006)								(0.049 ± 0.008)				(0.063 ± 0.008)				(0.098 ± 0.008)			
		(0.006 ± 0.002)	(0.010 ± 0.006)								(0.014 ± 0.006)								(0.020 ± 0.010)				(0.020 ± 0.010)				(0.020 ± 0.010)			
WVDC		6.3 10	6 10 16 25 50	10 16 25 50	10 16 25 50	10 16 25 50	10 16 25 50	10 16 25 50	10 16 25 50	10 16 25 50	10 16 25 50	10 16 25 50	10 16 25 50	10 16 25 50	10 16 25 50	10 16 25 50	10 16 25 50	10 16 25 50	10 16 25 50	10 16 25 50										
Cap (pF)	820																													
	1000																													
	2200																													
Cap (µF)	4700																													
	0.010	A																												
	0.022	A																												
	0.047	A																												
	0.10																													
	0.22																													
	0.33																													
	0.47																													
	1.0																													
	2.2																													
	4.7																													
	10.0																													
	22.0																													
	47.0																													
WVDC		6.3 10	6 10 16 25 50	10 16 25 50	10 16 25 50	10 16 25 50	10 16 25 50	10 16 25 50	10 16 25 50	10 16 25 50	10 16 25 50	10 16 25 50	10 16 25 50	10 16 25 50	10 16 25 50	10 16 25 50	10 16 25 50	10 16 25 50	10 16 25 50	10 16 25 50										



Letter	A	C	E	G	J	K	M	N	P	Q	X	Y	Z
Max. Thickness	0.33 (0.013)	0.56 (0.022)	0.71 (0.028)	0.90 (0.035)	0.94 (0.037)	1.02 (0.040)	1.27 (0.050)	1.40 (0.055)	1.52 (0.060)	1.78 (0.070)	2.29 (0.090)	2.54 (0.100)	2.79 (0.110)
	PAPER					EMBOSSSED							



Mouser Electronics

Authorized Distributor

Click to View Pricing, Inventory, Delivery & Lifecycle Information:

AVX:

[08055G103ZAT2A](#) [08055G104ZAT2A](#) [08055G104ZAT4A](#) [08055G124ZAT2A](#) [08055G154ZAT2A](#)
[08055G223ZAT2A](#) [08055G224ZAT2A](#) [08055G334ZAT2A](#) [08055G473ZAT2A](#) [08055G824ZAT2A](#) [0805YG224ZAT2A](#)
[0805YG225ZAT2A](#) [0805YG334ZAT2A](#) [0805YG474ZAT2A](#) [0805YG684ZAT2A](#) [0805YG103ZAT2A](#)
[0805YG104ZAT2A](#) [0805YG104ZAT4A](#) [0805YG105ZAT2A](#) [12063G474ZAT2A](#) [0805ZG104ZAT4A](#) [0805ZG225ZAT2A](#)
[0805ZG335ZAT2A](#) [0805ZG474ZAT2A](#) [0805ZG475ZAT2A](#) [12065G224ZAT2A](#) [12065G224ZAT4A](#)
[12065G334ZAT2A](#) [12065G474ZAT2A](#) [12065G474ZAT4A](#) [12065G684ZAT2A](#) [12063G224ZAT2A](#) [12063G225ZAT2A](#)
[12063G334ZAT2A](#) [12063G104ZAT2A](#) [12063G105ZAT2A](#) [12063G105ZAT4A](#) [12065G104ZAT2A](#)
[12065G105ZAT2A](#) [12065G184ZAT2A](#) [1206YG104ZAT2A](#) [1206YG105ZAT2A](#) [1206ZG106ZAT2A](#) [12103G225ZAT2A](#)
[12103G474ZAT2A](#) [12103G475ZAT2A](#) [12105G105ZAT2A](#) [12105G155ZAT2A](#) [12105G224ZAT2A](#)
[12105G224ZAT4A](#) [1206YG225ZAT2A](#) [1206YG335ZAT2A](#) [1206YG473ZAT2A](#) [1206YG474ZAT2A](#) [1206YG475ZAT2A](#)
[12103G684ZAT2A](#) [12105G334ZAT2A](#) [12105G474ZAT2A](#) [12105G684ZAT2A](#) [1210YG474ZAT2A](#)
[12103G105ZAT2A](#) [12103G106ZAT2A](#) [1210YG105ZAT2A](#) [1210YG106ZAT2A](#) [1210YG106ZAT4A](#) [1210YG225ZAT2A](#)
[02016G333ZAT2A](#) [02016G473ZAT2A](#) [0201ZG103ZAT2A](#) [04023G103ZAT2A](#) [04023G223ZAT2A](#)
[04023G333ZAT2A](#) [04025G103ZAT2A](#) [04025G472ZAT2A](#) [0402YG103ZAT2A](#) [0402YG104ZAT2A](#) [0402YG223ZAT2A](#)
[0402YG333ZAT2A](#) [0402YG473ZAT2A](#) [0402YG683ZAT2A](#) [0402YC222KA76A](#) [0402ZG103ZAT2A](#)
[0402ZG104ZAT2A](#) [0402ZG104ZAT4A](#) [0402ZG224ZAT2A](#) [0402ZG473ZAT2A](#) [06033G103ZAT2A](#) [06033G104ZAT2A](#)
[06033G104ZAT4A](#) [06033G154ZAT2A](#) [06033G224ZAT2A](#) [06033G224ZAT4A](#) [06033G473ZAT2A](#)
[06033G473ZAT4A](#) [06033G563ZAT2A](#) [06033G683ZAT2A](#) [06035G103ZAT2A](#) [06035G103ZAT4A](#) [06035G104ZAT2A](#)
[06035G222ZAT2A](#)