

## MAIN FEATURES

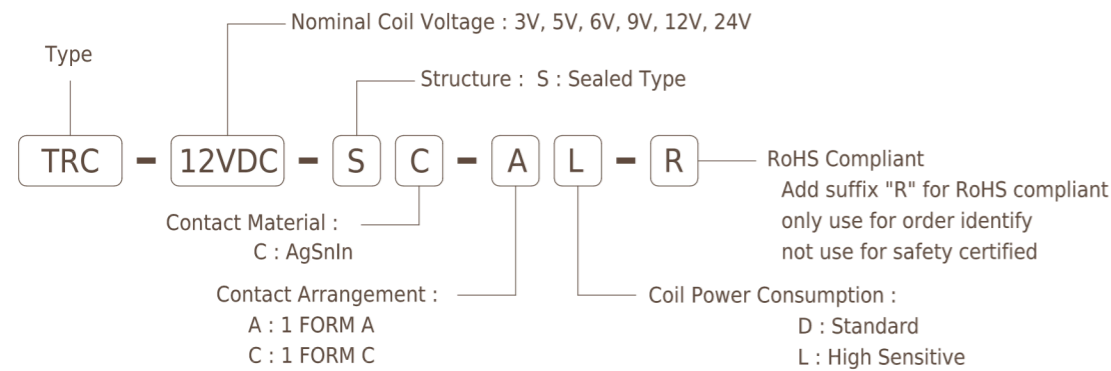
- Smallest size (18.2 × 10.2 × 15.0 mm) at 10A switching capacity relay for high density P.C. board mounting technique.
- 1A and 1C contact form available.
- Surge resistiveness of 5000V on series relays.
- Selection of plastic insulation material for high temperature and better chemical solution performance.
- UL , CSA and TUV recognized.



## APPLICATIONS

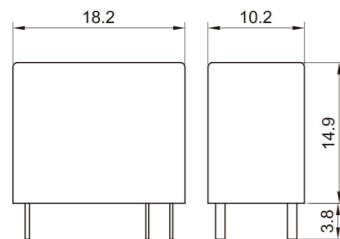
- Domestic appliance, office machine, audio equipment, automobile, etc.

## ORDERING INFORMATION

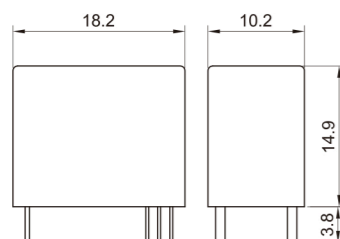


## DIMENSION(unit:mm)

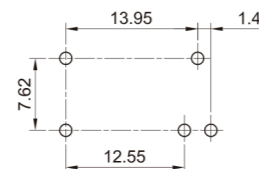
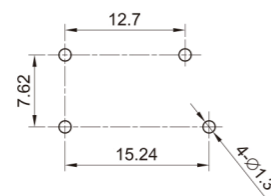
### 1 Form A



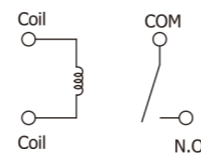
### 1 Form C



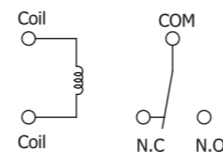
## DRILLING(unit:mm)



## WIRING DIAGRAM



(De-energized Position)



(De-energized Position)

## COIL DATA CHART(at 20°C )

Coil Sensitivity	Nominal Coil Voltage (VDC)	Nominal Current (mA)	Coil Resistance (Ω) ±10%	Power Consumption (W)	Pull-In Voltage (VDC)	Drop-Out Voltage (VDC)	Max-Allowable Voltage (VDC)
TRC -L (High Sensitivity) *	3	67	45	abt. 0.2W	75% Max.	5% Min.	130% Max.
	5	40	125				
	6	33.3	180				
	9	22.5	400				
	12	16.7	720				
TRC -D (Standard)	24	8.16	2800	abt. 0.45W	75% Max.	5% Min.	120% Max.
	3	150	20				
	5	91	55				
	6	75	80				
	9	50	180				
	12	37.5	320				
	24	18.8	1280				
	48	9.4	5100				

## CONTACT RATING

Item	TRC
Contact Capacity	10A 120VAC/ 10A 28VDC ( UL )
Resistive Load (cosΦ=1)	5A 240VAC/ 10A 28VDC (TUV)
Rated Carrying Current	10A
Max. Allowable Voltage	265VAC / 30VDC
Max. Allowable Current	10A
Max. Allowable Power Force	1200VA / 280W
Referenced Min. Applicable Load	5VDC / 10mA
Contact Material	Silver Alloy

## PERFORMANCE(at initial value)

Item	TRC	
	1 Form C	1 Form A
Contact Resistance	100mΩ Max.	
Operation Time	10msec Max.	
Release Time	4msec Max.	
Dielectric Strength	2800VAC 1 min	3200VAC 1min
Between coil & contact	750VAC 1 min	750VAC 1 min
Between contacts		
Surge Resistiveness	5000V	
Insulation Resistance	100 MΩ Min. (500VDC)	
Max. ON/OFF Switching	300 operation/min	
Mechanically	30 operation/min	
Electrically		
Operating Ambient Temperature	-30°C to +60°C	
Operating Humidity	45% to 85% RH	
Coil Temperature Rise	40 deg. Max. (at rated coil voltage)	
Vibration	10 to 55Hz Double Amplitude 1.5mm	
Shock	980m/s <sup>2</sup> .	
Endurance	98m/s <sup>2</sup> .	
Error Operation		
Life Expectancy	1 × 10 <sup>7</sup> ops. Min. (no load)	
Mechanically	1 × 10 <sup>5</sup> ops. Min. (at rated coil voltage)	
Electrically		
Weight	abt. 6g.	
UL	E156521	
CSA	LR102317	
TUV	R50062360	

Only for reference, won't notify if any change.

1. Tolerance ±0.5mm on all dimensions unless otherwise stated.  
2. Tolerance ±0.1mm on PCB DRILLING dimension unless otherwise stated.