


TRCF

MAIN FEATURES

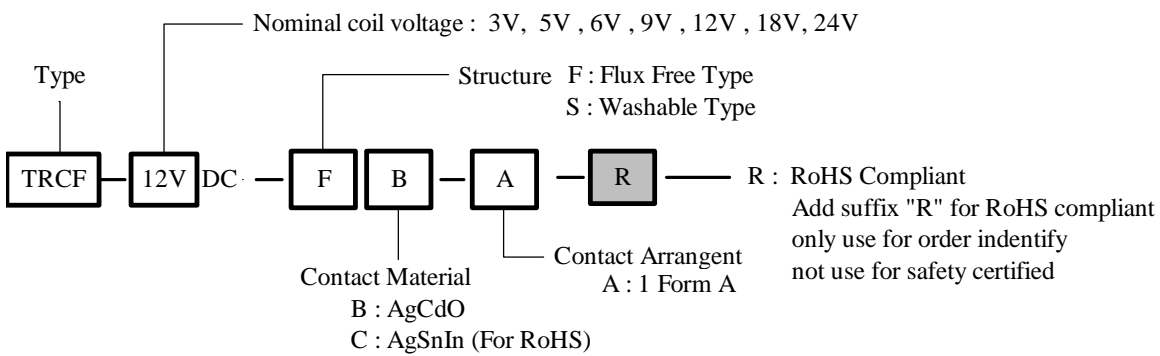
- 12A switching capabilities
- SPST-NO configuration
- Subminiature, standard P.C. layout
- Sealed & Unsealed types available
- UL、cUL and TUV recognized.



APPLICATIONS

- House-hold appliances; Electronic controller equipment, etc.

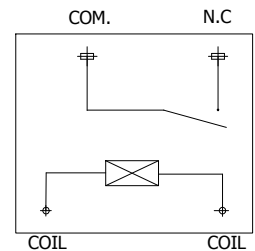
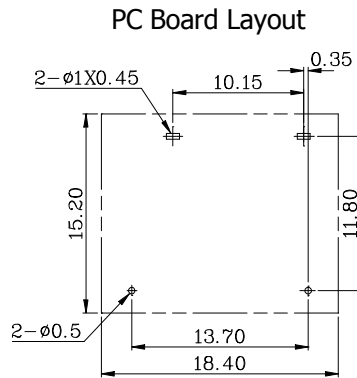
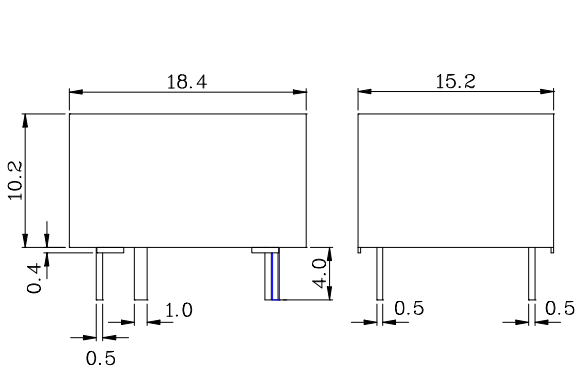
ORDERING INFORMATION



DIMENSION (unit:mm)

DRILLING (unit:mm)

WIRING DIAGRAM



COIL DATA CHART (AT20°C)

Coil Sensitivity	Nominal Voltage (VDC)	Nominal Current (mA)	Coil Resistance (Ω) \pm 10%	Power Consumption (W)	Pull-In Voltage (VDC)	Drop-Out Voltage (VDC)	Max-Allowable Voltage (VDC)
TRCF	3	150	20	abt. 0.45W	75% Max.	5% Min.	120%
	5	89.3	56				
	6	75	80				
	9	50	180				
	12	37.5	320				
	18	25	720				
	24	18.75	1280				

CONTACT RATING

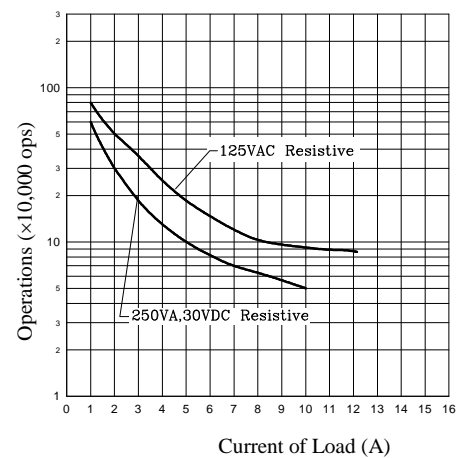
Item	Type	TRCF	
Contact Capacity Resistive Load ($\cos\psi=1$)	UL	12A 125VAC 10A 277VAC/30VDC	TUV 12A 250VAC 12A 30VDC
		12A	
Rated Carrying Current		12A	
Max. Allowable Voltage		277VAC 30VDC	
Max. Allowable Current		12A	
Max. Allowable Power Force		2770VA 300W	
Contact Material		Ag Alloy	

PERFORMANCE (at initial value)

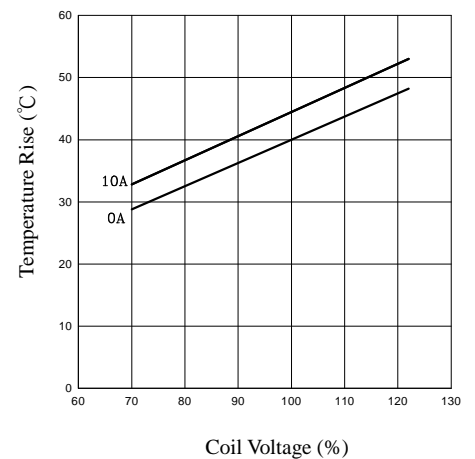
Item	Type	TRCF
Contact Resistance		100m Ω Max. (measured at 1A 24VDC)
Operation Time		8msec Max.
Release Time		5msec Max.
Dielectric Strength	Between coil & contact	2500VAC 50/60HZ (1 minute)
	Between contacts	1000VAC 50/60HZ (1 minute)
Surge Resistiveness		5000V
Insulation Resistance		1000M Ω Min. (500VDC)
Operating Ambient Temperature		-40°C to +70°C
Operating Humidity		35 to 85% RH
Vibration	Endurance	10 to 55Hz Single Amplitude 1.5mm
	Error Operation	10 to 55Hz Single Amplitude 1.5mm
Shock Resistance		100m/s ² Malfunction.
		1000m/s ² Mechanical.
Life Expectancy	Mechanically	1 \times 10 ⁵ OPS.
	Electrically	1 \times 10 ⁷ OPS.
Weight		abt. 6grs.
UL & cUL		E156521
TUV		R50057734

REFERENCE DATA

Life Curve



Temperature Rise



This datasheet for reference and subject to change without notice. Please double check final specification with Tai-Shing.