

1 2 3 4 5 6 7 8 9 10 11 12 13 14

A

B

C

D

E

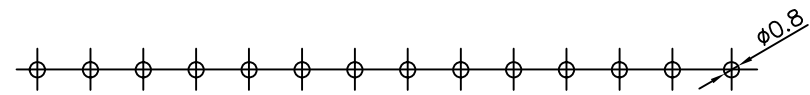
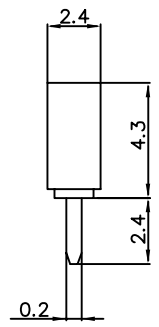
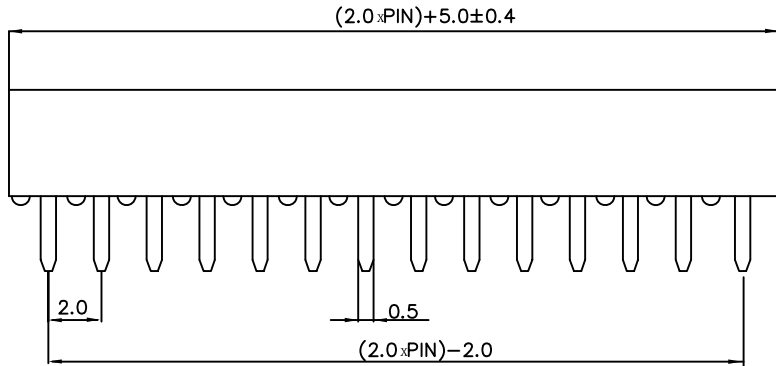
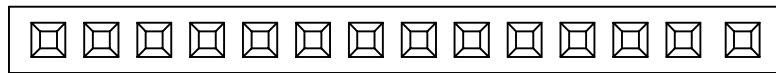
F

G

H

I

J



P.C.B. Layout

Materials

- 1. Contact: Brass
- 2. Insulator: PBT (UL 94V-0)
- 3. Contact plating : Gold over nickel

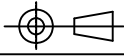


Specification

- 1. Contact resistance: 20m ohms Max
- 2. Insulator resistance: 1,000M ohms Min
- 3. Current rating : 2 Amp
- 4. Dielectric withstanding viltage: AC 500V
- 5. Operating temperature: -55°C to +105°C

Order information part number:

200G3-1FVXX

└─ NO. of contact
1x3 (3 Pin) to 1x40 (40 Pin)

Rev	Dexcription/Date	Drawn By: Storm.li	Customer:	Third angle projection 			X.± .X±0.30 .XX±0.20 .XXX±0.10
		Checked By: Simmon	Part No.: 200G3-1FVXX	Genral Dimension Tolerance		Units: mm	
		Approved By: Tony	Title: 2.00mm Female Header				
SGS Report No.:							

1 2 3 4 5 6 7 8 9 10 11 12 13 14