

SLOT/ EDGE CARD Series

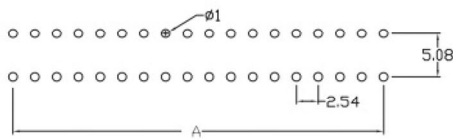
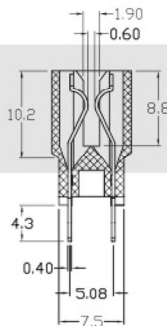
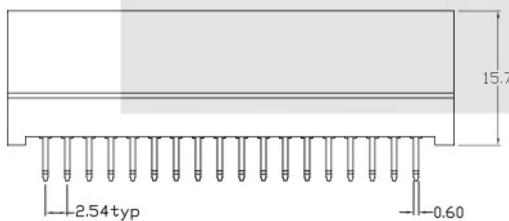
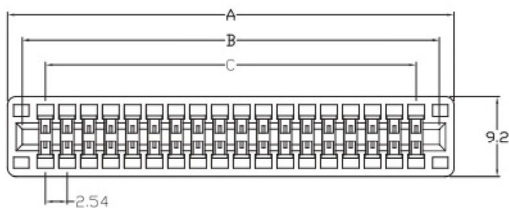

KLS1-603C EDGE CARD SLOT 2.54mm Connector Straight Pin Type

Electrical Characteristics:

Current Rating: 2 AMP
 Insulator Resistance: 1000M Ohm min. At DC 500V DC
 Contact Resistance: 30m Ohm max. At DC 100mA
 Withstanding Voltage: 1000V AC / rms 50Hz for 1 minute
 Operating Temperature: -45°C~+105°C

Material:

Housing: Glass filled PBT UL94V-0
 Contacts: Brass or Phosphor Bronze
 Plating: Dip Tin over Nickel



P.C.B Layout

Dimension

Position	A	B
06	13.92	10.52
08	16.46	13.06
10	19.00	15.60
12	21.54	18.14
14	24.08	20.68
20	31.70	28.30
22	34.24	30.84
24	36.78	33.38
26	39.32	35.92
30	44.40	41.00
36	52.02	48.62
40	57.10	53.70
44	62.18	58.78
50	69.80	66.40
60	82.50	79.10
62	85.04	81.64
72	97.74	94.34
86	115.52	112.12
100	133.30	129.90

ORDER INFORMATION

Product No.: KLS1-603 C-XX-S

Pos. No.
EDGE CARD Slot 2.54mm Connector

Mounting Style: S=Straight pin R=Right Pin
 Number of Contacts: XX=06-100Pin
 C-Without Ear