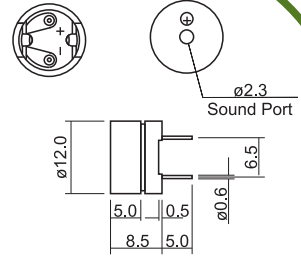
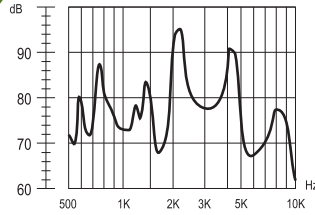


SoniCrest Electro-Magnetic Sound Generators

HC12G Series



Dimension
Unit: mm
Tolerance : 0.3mm

Frequency Response

Applied Voltage : 1.5V, 50% Duty Square Wave
Measuring Distance : 10cm

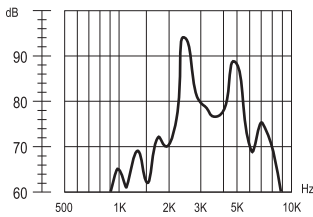
Specification (all data taken at 25°C unless otherwise specified)

Model	Rated Voltage (V)	Operating Voltage (V)	★Rated Current (mA)	Coil Resistance (Ω)	⊕Coil Impedance (Ω)	★Sound Output at 10cm (dB)	Rated Frequency (Hz)	Operating Temperature (°C)	Storage Temperature (°C)	Housing Material	Weight (g)
HC12G-1P	1.5	1 ~ 5	≤30	16 ± 2	40	≥85	2048	-25 ~ +70	-30 ~ +85	Noryl SE1	2
HC12G-2P	1.5	1 ~ 5	≤15	42 ± 6	120	≥80	2048	-25 ~ +70	-30 ~ +85	Noryl SE1	2
HC12G-3P	1.5	1 ~ 5	≤15	50 ± 6	120	≥80	2048	-25 ~ +70	-30 ~ +85	Noryl SE1	2

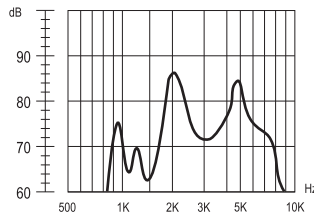
★ Value Applying Rated Voltage, Rated Frequency, 50% Duty Square Wave

⊕ Value Applying Rated Frequency, Sine Wave, Measuring Current 60μA

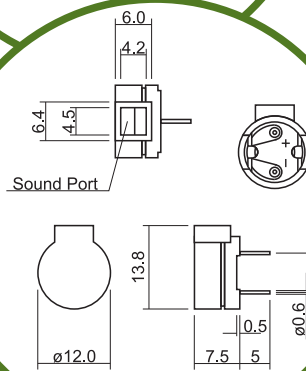
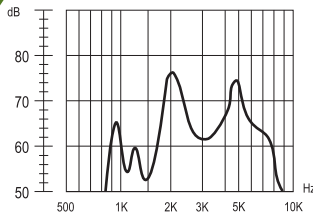
HC12G-04B Series



HC12G-04A Series



HC12G-04C Series



HC12G-04 Series



Frequency Response

Applied Voltage : 1.5V, 50% Duty Square Wave
Measuring Distance : 10cm

Dimension

Unit: mm
Tolerance : 0.3mm

Specification (all data taken at 25°C unless otherwise specified)

Model	Rated Voltage (V)	Operating Voltage (V)	★Rated Current (mA)	Coil Resistance (Ω)	⊕Coil Impedance (Ω)	★Sound Output at 10cm (dB)	Rated Frequency (Hz)	Operating Temperature (°C)	Storage Temperature (°C)	Housing Material	Weight (g)
HC12G-04A	1.5	1 ~ 2	≤70	6.5 ± 1	16	≥80	2048	-25 ~ +70	-30 ~ +85	Noryl SE1	2
HC12G-04B	1.5	1 ~ 2	≤70	6.5 ± 1	22	≥85	2731	-25 ~ +70	-30 ~ +85	Noryl SE1	2
HC12G-04C	1.5	1 ~ 2	≤15	42 ± 6	120	≥70	2048	-25 ~ +70	-30 ~ +85	Noryl SE1	2

★ Value Applying Rated Voltage, Rated Frequency, 50% Duty Square Wave

⊕ Value Applying Rated Frequency, Sine Wave, Measuring Current 60μA